

A END-TO-END TEXT ATTENTIONAL EVENT DETECTION BASED ON NOVEL VECTOR SPACE MODEL

Mr.A.Vadivelu
 Assistant professor
 Department of CSE

SRM Institute of Science and Technology Chennai

Rohan Saxena, Shubham Pahal, Vishal Dixit
 Department of CSE

SRM Institute of Science and Technology Chennai

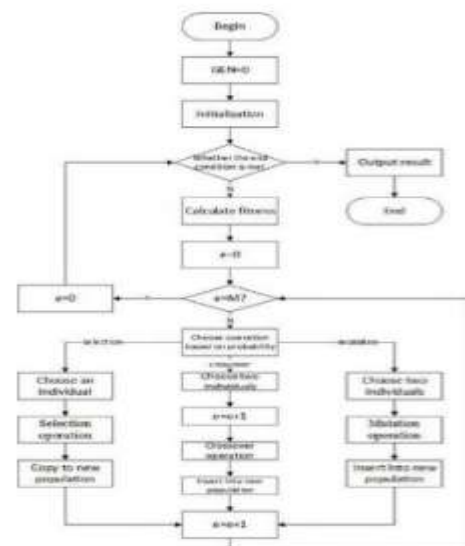
Abstract: In this paper we suggest a occasions detection, in their importance income. preceding, the differentiation among occasions in particular primarily totally spatial, subject matter statistics. We recommend a singular method that plays occasions primarily based totally on (deliberating boom and rest signatures). Our take a look at gives empirical proof that via occasions differentiation primarily based totally on their form you may truly pick out clusters of Twitter occasions that comprise extra statistics approximately destiny income additionally suggest a method for computerized identity of the most appropriate occasion window, fixing a challenge, that common trouble within side occasion take a look at field.

Keywords- Novel vector Space Model, Sentiment Analysis, Text detection.

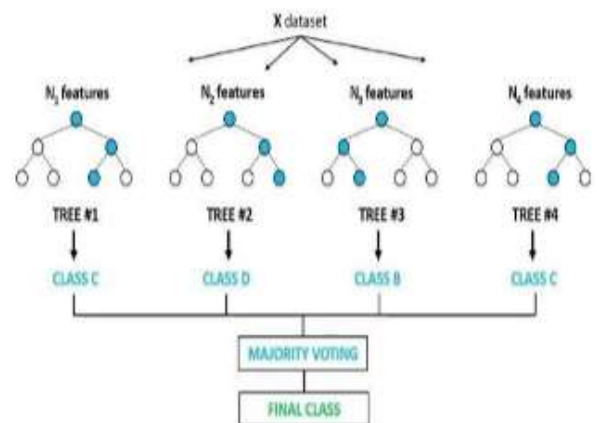
I. INTRODUCTION

Material in particular specializes in the everyday occasions and information, which might be the modern-day mentioned topics with inside the actual world. Internet systems do not forget a powerful verbal exchange surroundings among humans for statistics changing in a big style of every day occasions.

Anomaly occasion detection has been correctly performed on the idea of numerous customary theories with inside the beyond decade, including dictionary learning, probabilistic models, and deep learning. However, anomaly occasion detection continues to be going through quite a number challenges. Most present researches in anomaly occasion detection in particular cognizance at the RGB



Random Forest Classifier

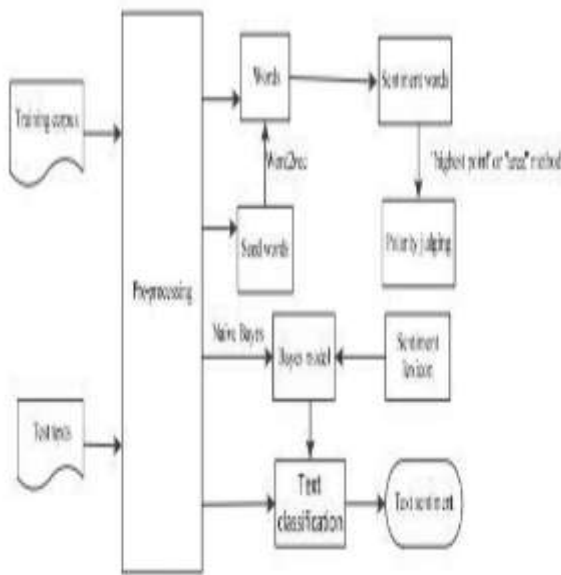




modality whilst extracting video functions in anomaly occasion detection. In this work, we advise a - stream-primarily based totally version to deal. The functionality of the confined generalization purpose is the stage of micro-blogging, that's a changeable subject matter in terms of abbreviations, casual language, drawback of characters, etc. The latest novel method proposed with the aid of using Kruspe et al. concerning the Twitter detection primarily based totally on clustering method and occasion detection proposed with the aid of using primarily based totally on complete Twitter firehose demonstrating the contextual statistics cost with the aid of using aggregating and sentiment the microblog messages.

II. ALGORITHM

we recommend activities, differentiation and assessment of whether or not activities in onetime collection may be used to expect activities with inside the different time collection. The framework includes 3 activities detection; (B) activities The advised can used for evaluation of any form of time collection subsequent important collection need to ident.

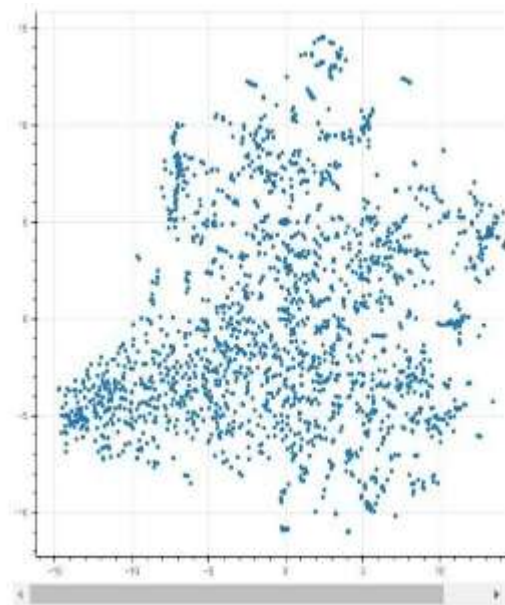


III. DATA ASSESSMENT

Data first-rate assessment (DQA) is the method of scientifically and statistically comparing statistics that allows you to decide whether or not they meet the first-rate required for initiatives or commercial enterprise procedures and are of the proper kind and amount as a way to honestly aid their supposed use. It may be taken into consideration a hard and fast of suggestions and strategies which might be used to explain statistics, given an utility context, and to use procedures to evaluate and enhance the first-rate of statistics.

Before you may version the records and check your hypotheses, you want to construct a courting with the records. You can construct this courting through spending time summarizing, plotting and reviewing real actual records from the domain. This method of evaluation earlier than modeling is referred to as Exploratory Data Analysis. In spending time with the records up-the front you may construct an instinct with the records formats, values, and relationships that could assist to give an explanation for observations and modeling consequences later. It is referred to as exploratory records evaluation due to the fact you're exploring your knowledge of the records, constructing an instinct for a way the underlying system that generated it really works and scary questions and thoughts that you may use as the idea on your modeling.

In a great world, information could constantly be complete, accurate, current, pertinent, and unambiguous. In the actual world, information is normally incorrect on a few or all of those dimensions. Data evaluation in exercise has tended to awareness on completeness and accuracy, and this is the point of interest of those notes. Currency, pertinence and readability deserve greater interest than they receive, perhaps, however their evaluation calls for very special methods.



IV. DATA CORRELATION ANALYSIS

1. tremendous correlation (terrible or tremendous correlation right here refers back to the sort of graph the connection will produce).
2. A correlation matrix is a desk displaying correlation coefficients among variables. Each mobileular with inside the desk indicates the correlation among variables. A correlation matrix is used to.



	Accuracy	Precision	Recall	Specificity	F1 score
LSTM	80.83%	81.03%	80.32%	74.47%	80.54%
BiLSTM	87.17%	85.80%	88.89%	82.88%	87.29%
GRU	64.92%	64.33%	65.71%	63.61%	64.96%

Summarize information, as an enter right into a more superior analysis, and as a diagnostic for superior analyses. Data correlation is the manner wherein one set of information might also additionally correspond to any other set. In ML, consider how your capabilities correspond together along with your output. For example, the photograph underneath visualizes a dataset of mind length as opposed to frame length.

Notice that because the frame length increases, so does the mind length. This is referred to as a linear correlation. In a easy definition of linear correlation, the information follows a instantly line. The significance of information correlation has an impact if you have a dataset with many capabilities. Its tempting to think that a bigger range of capabilities will assist a version make higher predictions., But that's incorrect.

Correlation Analysis is statistical approach this is used to find out if there may be a courting among variables/datasets, and the way robust that courting can also additionally be. In phrases of marketplace studies this indicates that, correlation evaluation is used to examine quantitative statistics accrued from studies techniques which include surveys and polls, to perceive whether or not there may be any large connections, patterns, or tendencies among the

Prediction

Predictive analytics is regularly related to massive information and information science. Companies these days are swimming in information that is living throughout transactional databases, gadget log files, images, video, sensors or different information sources. To advantage insights from this information, information scientists use deep studying and system studying algorithms to locate styles and make predictions approximately destiny selection trees. Learnings received via predictive analytics can then be used similarly inside prescriptive analytics to power movements primarily based totally on predictive insights.

To extract price from large records, companies practice algorithms to huge records units the use of gear which include Hadoop and Spark. The records reassets would possibly encompass transactional databases, system log files, images, video, audio, sensor, or different styles of records. Innovation regularly comes from combining records from numerous reassets. With all this records, gear are vital to extract insights and trends. Machine studying strategies are used to locate styles in records and to construct fashions that expect destiny outcomes. A sort of system studying algorithms are available, which includes

linear and nonlinear regression, neural networks, assist vector machines, choice trees, and different algorithms. various generated through a predictive version that consists of all information risk-associated of coverage.

V. LITERATURE SURVEY

Online occasion detection strategies are normally utilized in unmarried facts source. This paper analyzes occasion detection with inside the attitude of more than one facts reassets, combining information reviews and microblogs. Detect activities from information, combining microblogs to do occasion tracking and early warning. Also improve characteristic choice techniques for more than one facts reassets occasion detection. Finally, the techniques are applied to the detection of meals protection activities and the effects of the studies display that occasion detection with more than one facts reassets is significant and valuable.

Abnormal occasion detection in surveillance structures has many programs together with constructing security, visitors evaluation and nursing care. There is a critical want to analyze the sturdy and rapid techniques with excessive overall paintings end result of contemporary techniques.

We don't forget the trouble of occasion detection in video for situations in which best a maybe are to be had for schooling. difficult winning answers in the literature depend on a received from hundreds present work, we endorse a brand video illustration this to be had motion pictures best, without the want for schooling any intermediate concept detectors. We introduce a easy set of rules that propagates tags from a motion pictures nearest neighbors, comparable in spirit to those used for photograph retrieval, however redecorate occasion detection by which include video supply and ranging.

By introducing superior automation, human-system structures come to be greater purposeful and complex. Generally, in such structures, more than one customers manipulate system interplay among system taking part customers has prompted issues known as automation surprises.

Incorrect cognizance approximately the machines modern-day country and might bring about examine the human-system interplay in more than one customers and cope with the primarily totally on occasion gadget

Advantage

1. The predictive overall performance can compete with the first-class supervised mastering algorithms.
2. They offer a dependable function significance estimate .
3. They provide green estimates of the check mistakes without incurring the price of repeated version training related to cross-validation.



VI. RESULT

The mining strategies are extensively used particularly with inside the rising screw ups and political contexts and particularly on Twitter. The concept in the back of those strategies is to pick out precise objects and customers of a social community primarily based totally on their tweets on a selected subject matter and monitoring their conduct over tim.

VII. REFERENCES

- [1]. V. Chandola, A. Banerjee and V. Kumar, " Anomaly Detection : A Survey," ACM Computing Surveys, 2009.
- [2]. A. Basharat. Gritai and M. Shah, "Learning item movement styles for anomaly detection and stepped forward item detection," CVPR, 2008.
- [3]. B. Olshausen and D. Field, "Sparse coding with an overcompletefoundation 3325, 1997.
- [4]. Y.-G. Jiang, S. Bhattacharya, S.- F. Chang, and M. Shah, "High-degree 73101, 2013.
- [5]. V. Chandola, A. Banerjee and V. Kumar, " Anomaly Detection : A Survey," ACM Computing Surveys, 2009.
- [6]. A. Basharat. Gritai and M. Shah, " Learning item movement styles for anomaly detection and stepped forward item detection, " CVPR, 2008.
- [7]. B. Olshausen and D. Field, "Sparse coding with an overcompletefoundation 3325, 1997.
- [8]. Y.-G. Jiang, S. Bhattacharya, S.-F. Chang, and M. Shah, "High-degree 73101, 2013.
- [9]. Y.-G. Jiang, S. Bhattacharya, S.-F. Chang, and M. Shah, "High-degree 73101, 2013.
- [10]. A. Bonzanini, R. Leonardi, and P. Migliorati, " Event popularity in game packages the usage of low-degree movement in 2001.
- [11]. NIST TRECVID Multimedia Event Detection (MED) Evaluation Track, [10] N. Inoue et al., " Tokyo Tech+Canon at TRECVID 2011," in NIST TRECVID Workshop, 2011.
- [12]. Y.-G. Jiang, S. Bhattacharya, S.-F. Chang, and M. Shah, " High-degree 73101,2013.